



# **HOBBY DISTRICT**

## **YEAR-TO-DATE SUMMARY REPORT**

**JANUARY - JUNE 2015**

TXDPS C15942

## Prepared For:

### Hobby Area Management District



#### About This Report:

This is a year-to-date summary report prepared by SEAL Security Solutions, LLC for the Hobby Area Management District. This report highlights some of the incidents by categories since January 2015, when SEAL Security was contracted. The word “incident” is loosely used to describe any kind of emergency and non-emergency situations, on-site observations, and requests for assistance that has occurred in the district. SEAL’s dispatch center receives all calls from clients and SEAL officers concerning dangerous or potentially threatening situations or activity, and observations of incidents that occurred in the area. These incidents have been thoroughly recorded to provide Hobby Area Management District on pertinent information that impacts the community. Each month, SEAL Security collects all information on incidents that has occurred within the district and provides the Hobby Area Management District with a monthly incident report.

#### About SEAL Security:

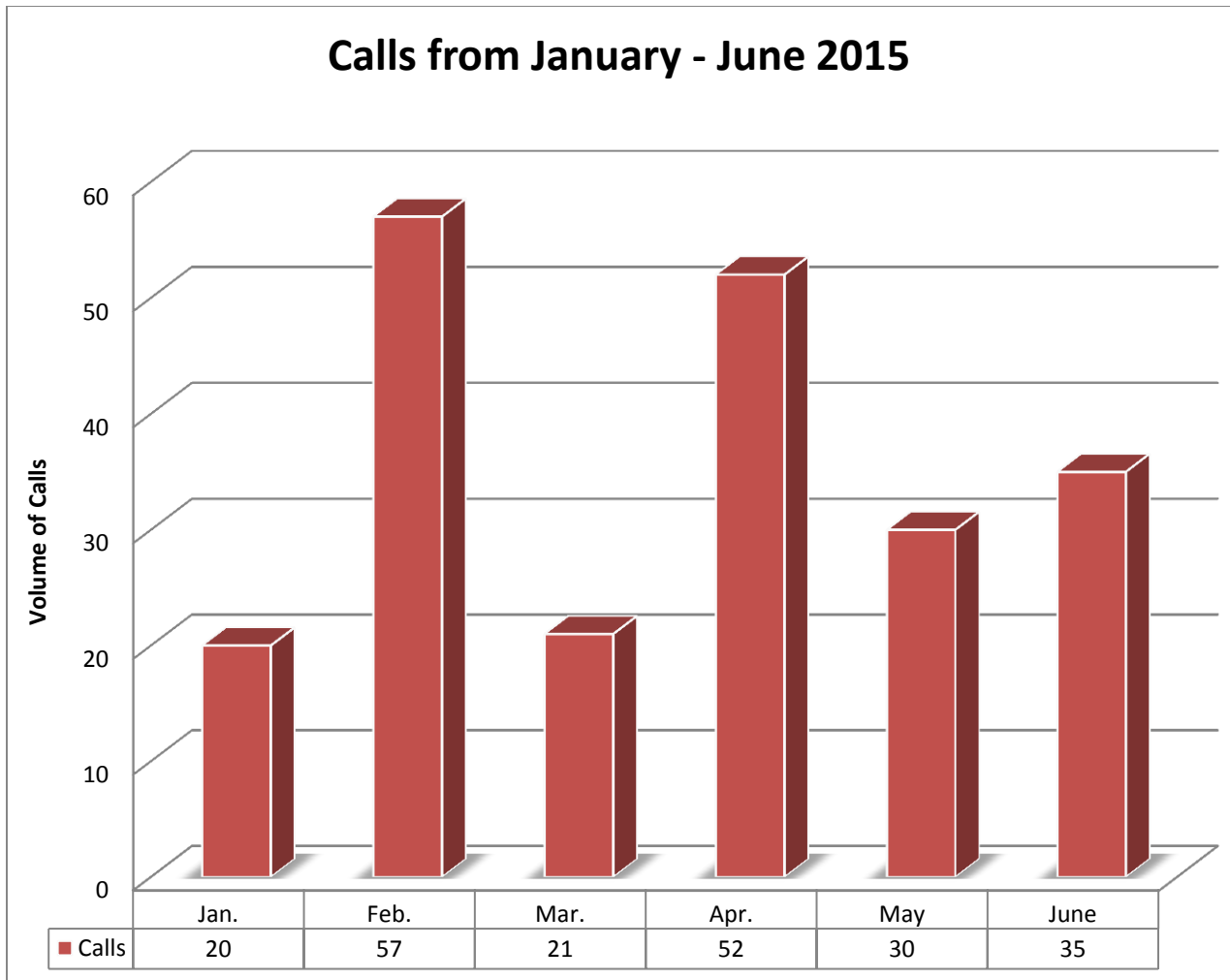
SEAL Security was contracted to safeguard your community and be on call during high risk situations. All SEAL officers are armed and patrol in marked patrol units. SEAL Security takes a proactive position on patrolling and securing the Hobby Area District. Our expanded canine (K-9) division includes foot patrol in your community. In addition to patrol services, our dogs are trained in drug and explosive detection. Our specially-trained experts and their canine partners can be one of the most effective and productive security tools available to dissuade, discourage, and prevent crime. In the interest of safety, we ask that clients and residents do not approach the dogs or attempt to pet them. We appreciate everyone’s assistance.

## Year-to-Date Summary

	Jan.	Feb.	Mar.	Apr.	May	Jun.	YTD
<b>Calls</b>	20	57	21	52	30	35	215
<b>CTW</b>	0	0	10	8	7	7	32
<b>Assistance</b>	0	1	1	5	4	2	13
<b>Alarm</b>	0	0	0	1	0	1	2
<b>Animal</b>	0	0	0	0	0	0	0
<b>Assault</b>	0	0	0	0	0	0	0
<b>Auto Theft</b>	0	0	1	1	0	15	17
<b>BMV</b>	0	0	1	0	0	0	1
<b>Burglary of Habitation</b>	0	0	0	2	0	1	3
<b>Damage/Defacing of Property</b>	2	2	8	3	3	2	20
<b>Disturbance</b>	2	4	6	8	8	6	34
<b>Emergency Medical Services</b>	0	0	1	0	1	0	2
<b>Solicitors</b>	0	0	0	1	0	1	2
<b>Suspicious Activity</b>	1	2	6	11	2	6	28
<b>Suspicious Person</b>	3	3	6	12	12	17	53
<b>Suspicious Vehicle</b>	0	2	0	0	2	2	6
<b>Theft</b>	0	1	2	1	2	1	7
<b>Vehicle Collision</b>	0	0	2	2	1	0	5

# CALL CENTER: 713.489.6300

SEAL Security has designated the Hobby Area Management District with a hotline number where clients, employees, residents and the general community are able to call to report incidents or request assistance. This allows us to keep an accurate count of the call volume each month.



Total Calls to Date: 215

Average Number of Calls Per Month: 36

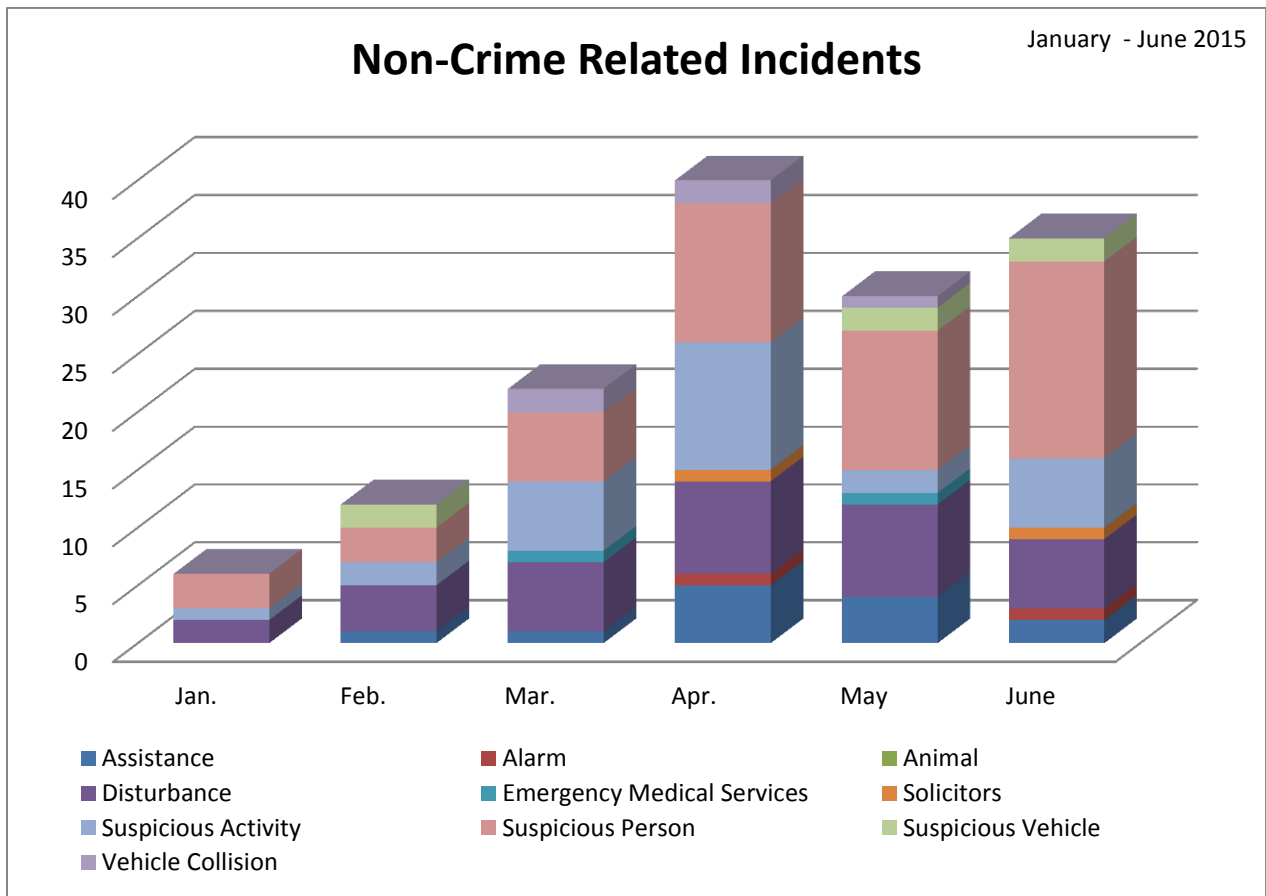
Largest Increase: February 2015

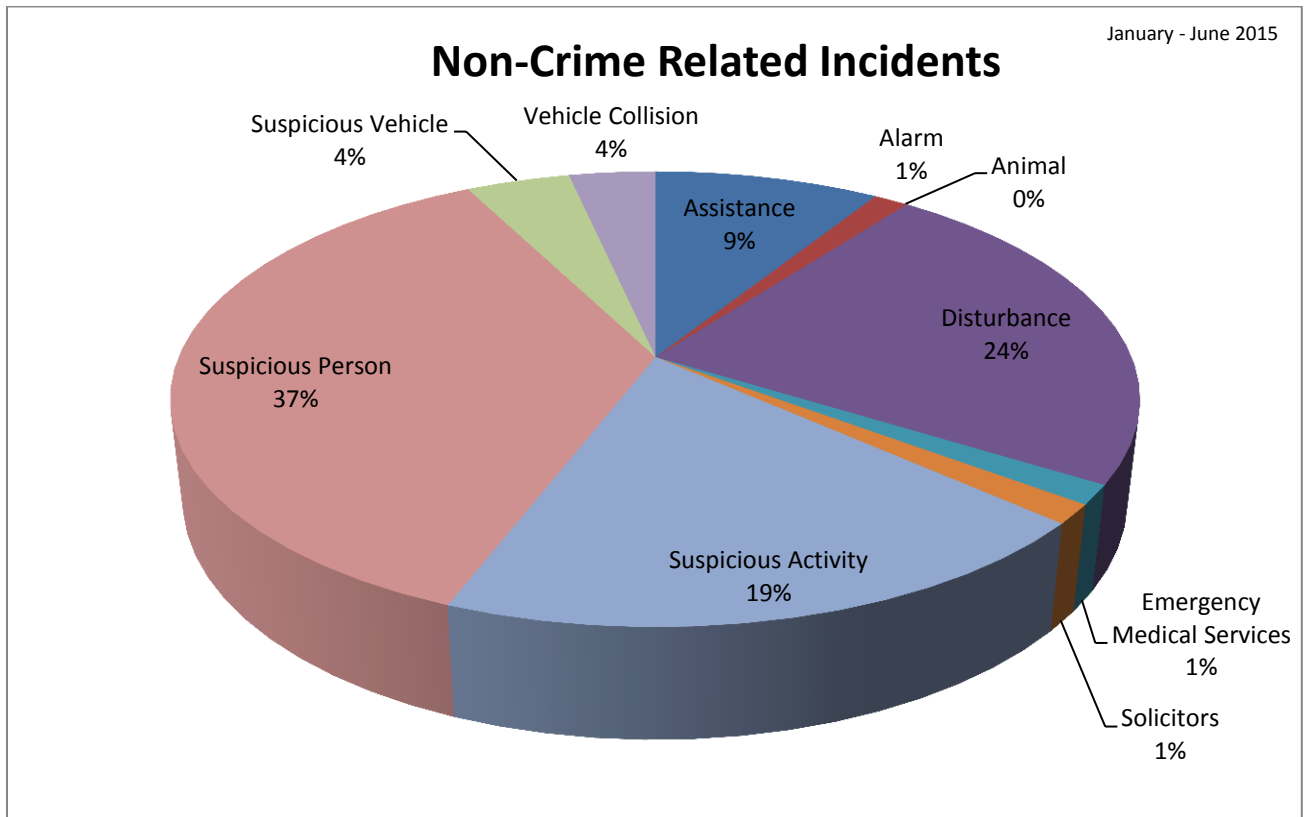
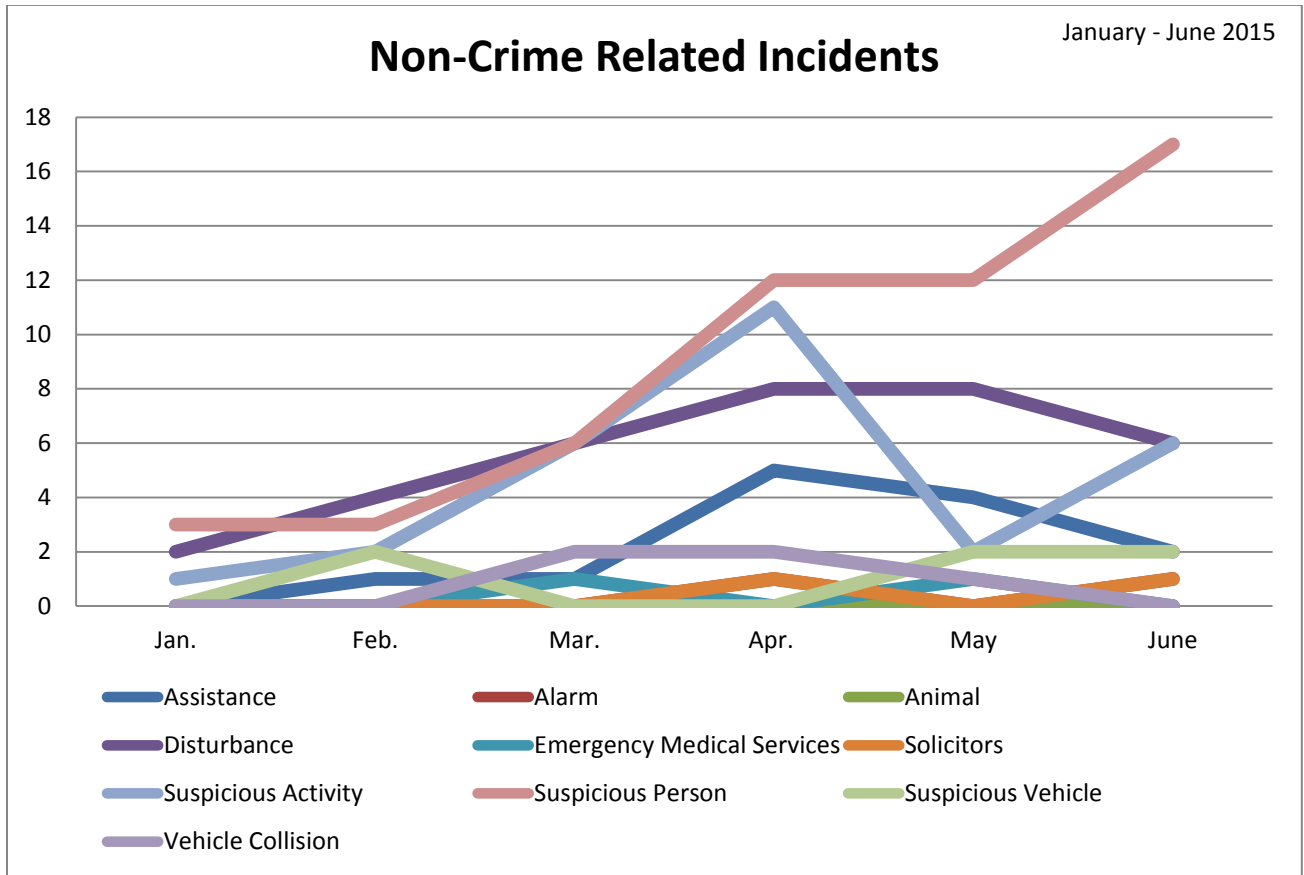
Largest Decrease: January 2015

# NON-CRIME RELATED INCIDENTS

**Non-Crime Related Incidents** – The charts below displays the amount of calls received within each category that is not considered crimes. These include assistance, alarm, animal (any issues related to an animal), disturbances, need for EMS, solicitors, suspicious activity, suspicious person, suspicious vehicle, and vehicle collisions. In each of these categories an officer was sent to render assistance, investigate, and/or dispatch contacted law enforcement if necessary.

Non-Crime Related Incidents	Jan.	Feb.	Mar.	Apr.	May	June	YTD
Assistance	0	1	1	5	4	2	13
Alarm	0	0	0	1	0	1	2
Animal	0	0	0	0	0	0	0
Disturbance	2	4	6	8	8	6	34
Emergency Medical Services	0	0	1	0	1	0	2
Solicitors	0	0	0	1	0	1	2
Suspicious Activity	1	2	6	11	2	6	28
Suspicious Person	3	3	6	12	12	17	53
Suspicious Vehicle	0	2	0	0	2	2	6
Vehicle Collision	0	0	2	2	1	0	5

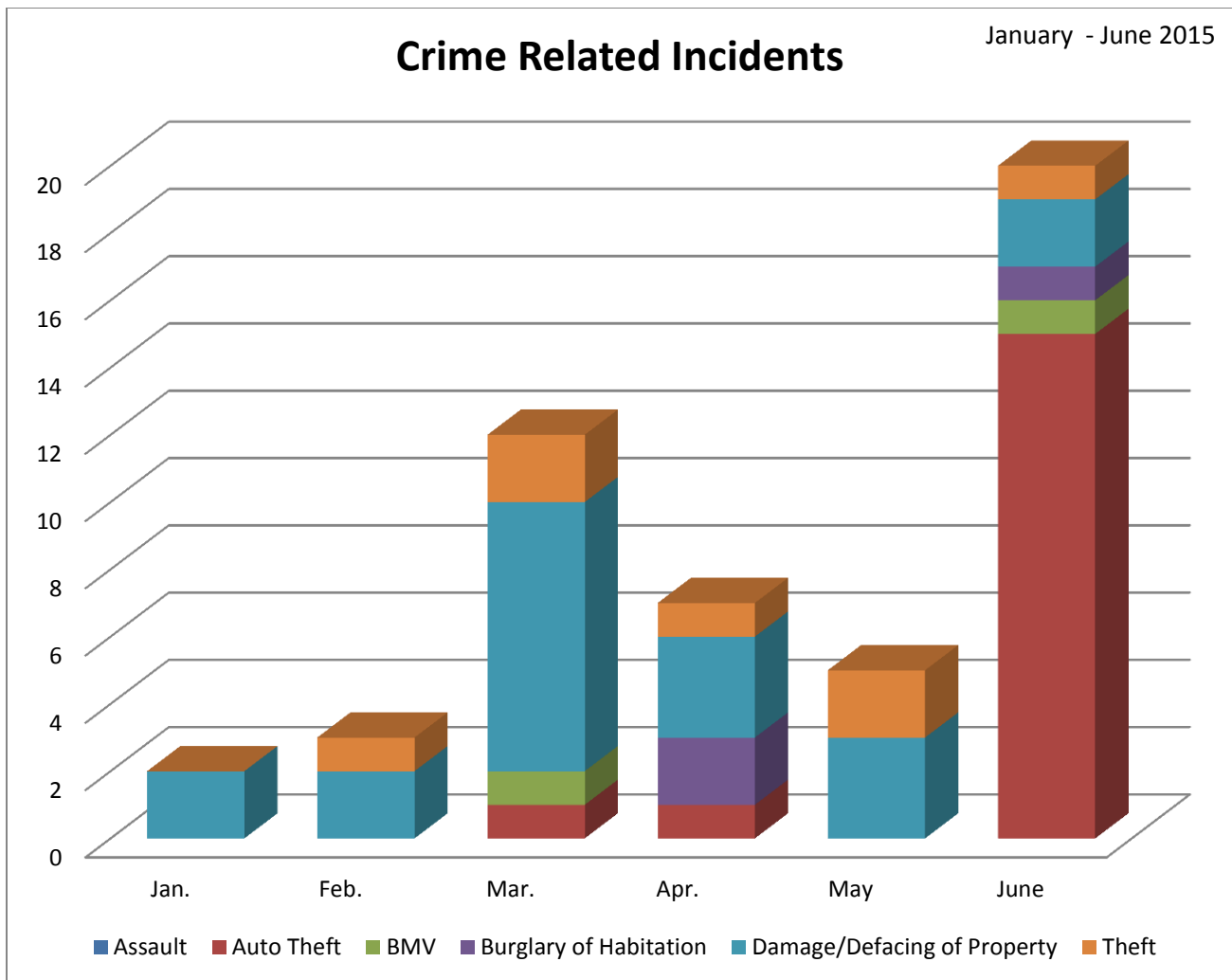


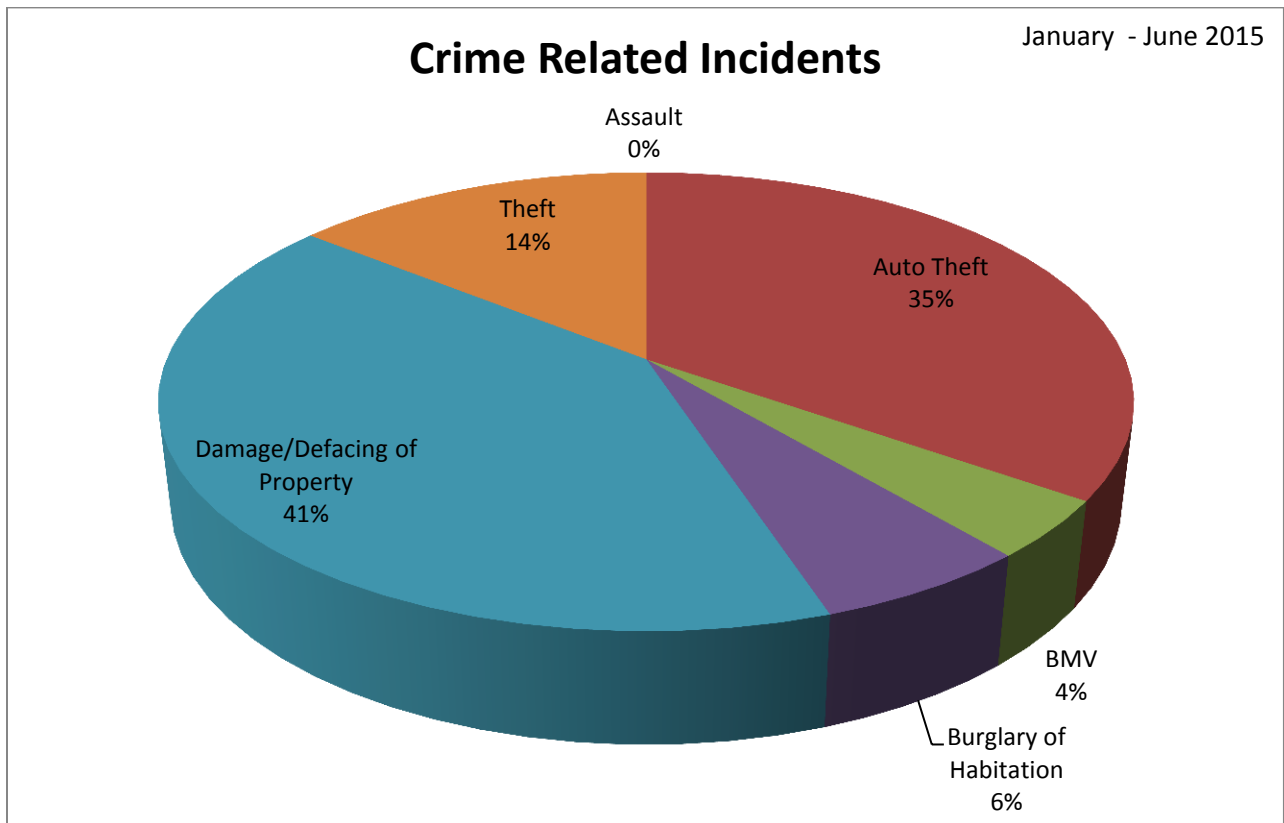
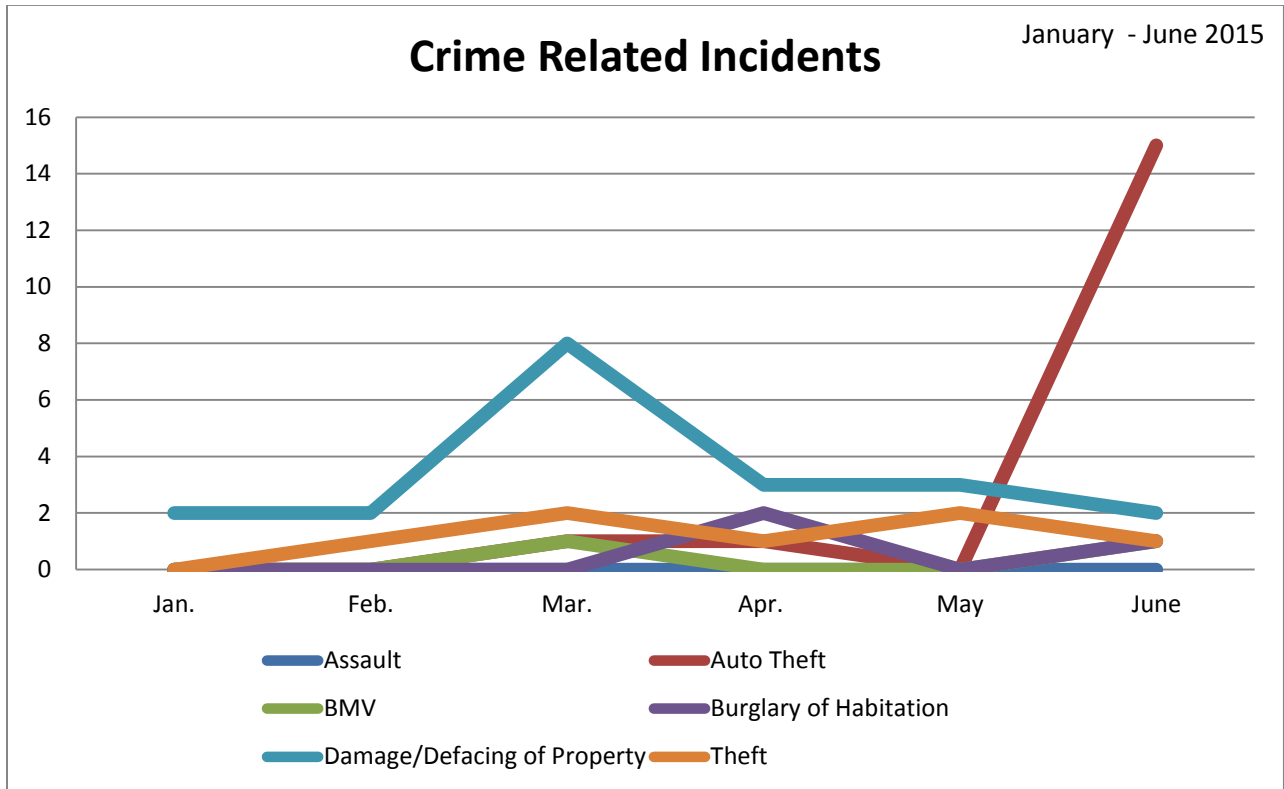


# CRIME RELATED INCIDENTS

**Crime Related Incidents** – This sections highlights crime related incidents that occurred within the district. Law enforcement was made aware of these incidents. These include assault, auto theft, burglary of motor vehicle, burglary of habitation (or business), damage/defacing of property (graffiti, damage to city property or private property), and theft (includes shoplifting).

Crime Related Incidents	Jan.	Feb.	Mar.	Apr.	May	June	YTD
<b>Assault</b>	0	0	0	0	0	0	0
<b>Auto Theft</b>	0	0	1	1	0	15	17
<b>BMV</b>	0	0	1	0	0	1	2
<b>Burglary of Habitation</b>	0	0	0	2	0	1	3
<b>Damage/Defacing of Property</b>	2	2	8	3	3	2	20
<b>Theft</b>	0	1	2	1	2	1	7





## END OF REPORT